

Month-Long Garden Phenology Wheel

A short time back, researching a few examples of nature journaling alternative ideas, I came across a website that had pictures of beautiful phenology wheels to help record garden data in a new way... at least a new way for me. In my previous nature-journal-style-gardening-journal I had recorded weather data in a standard grid-format calendar. This year, I'm gathering weather data in a new phenology wheel each month.

The following pages have patterns for the circles of this phenology wheel which will fit into an 8-1/2" x 11" journal, centered on the binding between two pages.


Here's an example of the partially completed March 2022 pages:

There are a total of eight circles in this phenology wheel (10-1/4", 9-9/4", 8-1/2", 6-1/4", 5-1/4", 4-5/16", 3-1/2", 2-1/2").

This wheel has enough divisions for a 30-day month. I divided the 30th space in half to add the 31st of March. At the top of the left journal-page I added a circle to note the moon phase.

From the center circle to the outer ring, here's how I chose to record information.

- Name of the month's moon
- Daily low temperature
- Daily high temperature
- Sunset time
- Sunrise time
- Illustration of daily weather
- Moon phase
- Daily date



The site that really inspired this new approach, for me, can be found under PHILLIPS FARM BATAVIA, LLC @: <https://phillipsfarmbatavia.com/2020/05/06/nature-journaling-with-phenology-wheels/>

Please feel free to use and/or share the following phenology wheel templates. Happy Gardening! Happy Journaling! Kirstie

Visit:



<https://www.sewardnaturejournaling.com/>



Kirstie Lorelei Willcan

P.O. Box 2903

Seward, Alaska 99664

907-362-1229

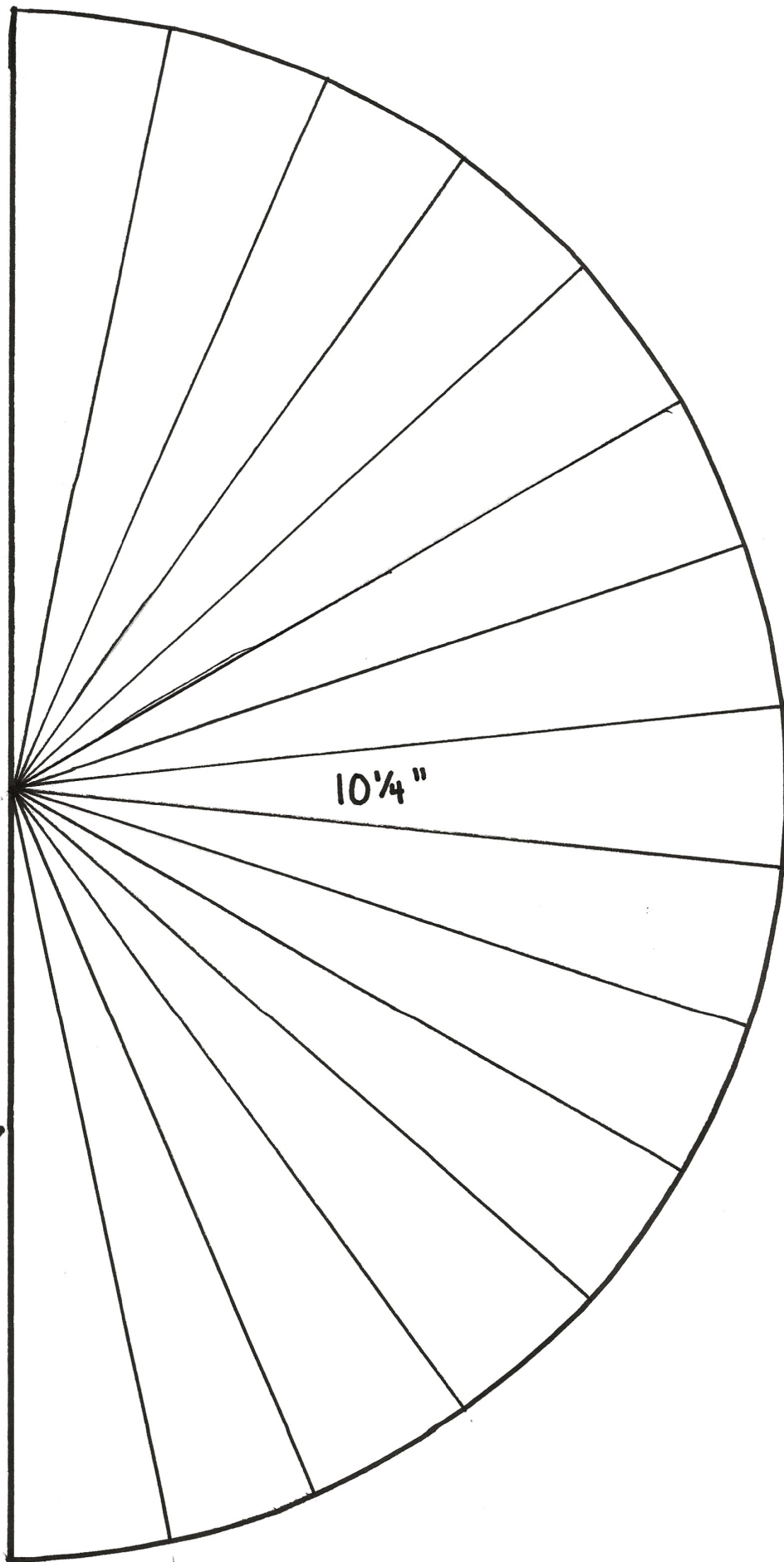
kirstielwillcan@gmail.com

LAND ACKNOWLEDGEMENT

In gratitude and with respect, I acknowledge that my home office is located on the ancestral land of the Alutiiq Unegkumliut people and the Quteceak Native Tribe.

My work takes me to many regions, and ancestral lands across the state of Alaska. I honor and respect the people, their cultures, and the land where each of their communities is located.

Center
Line →

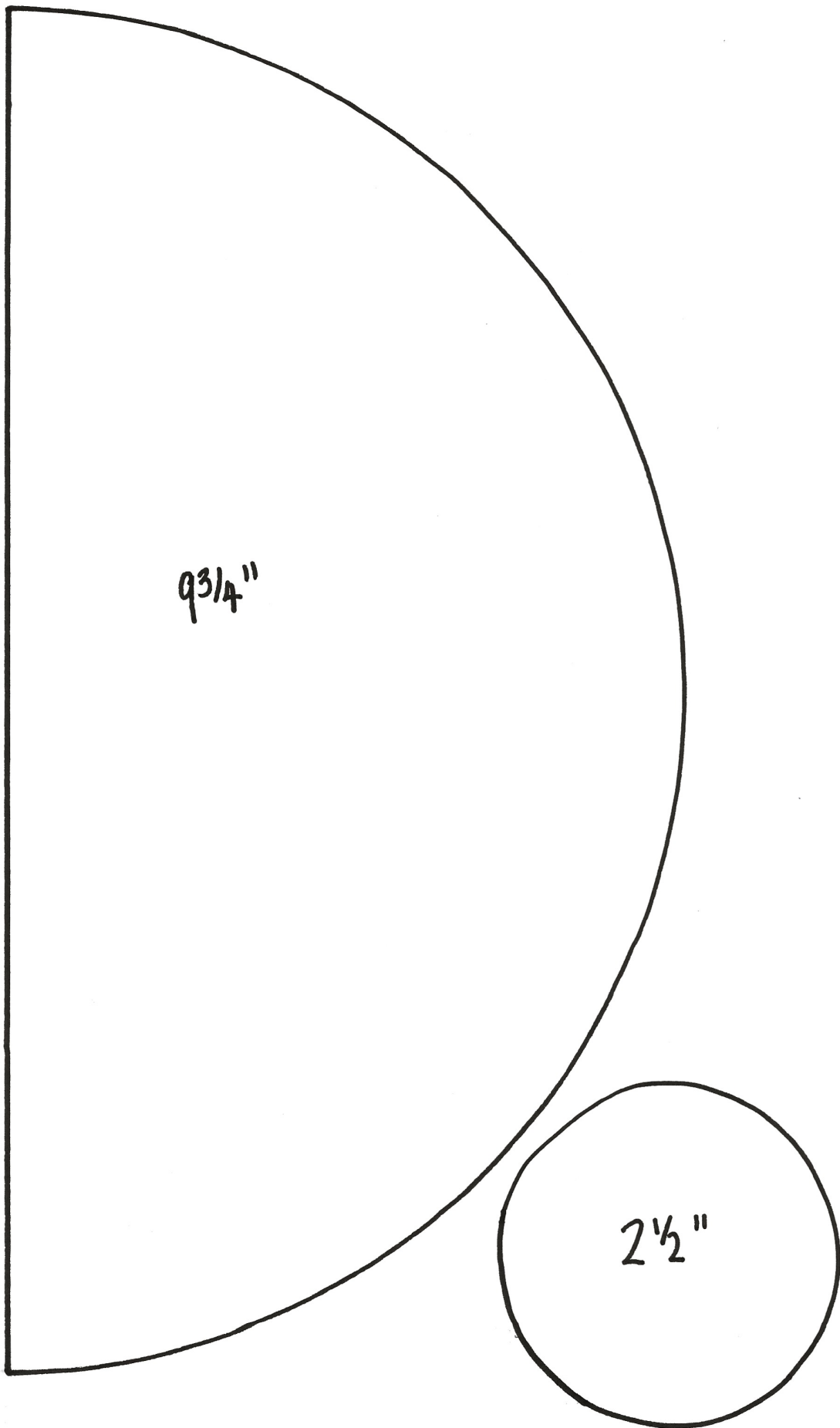


10 1/4"

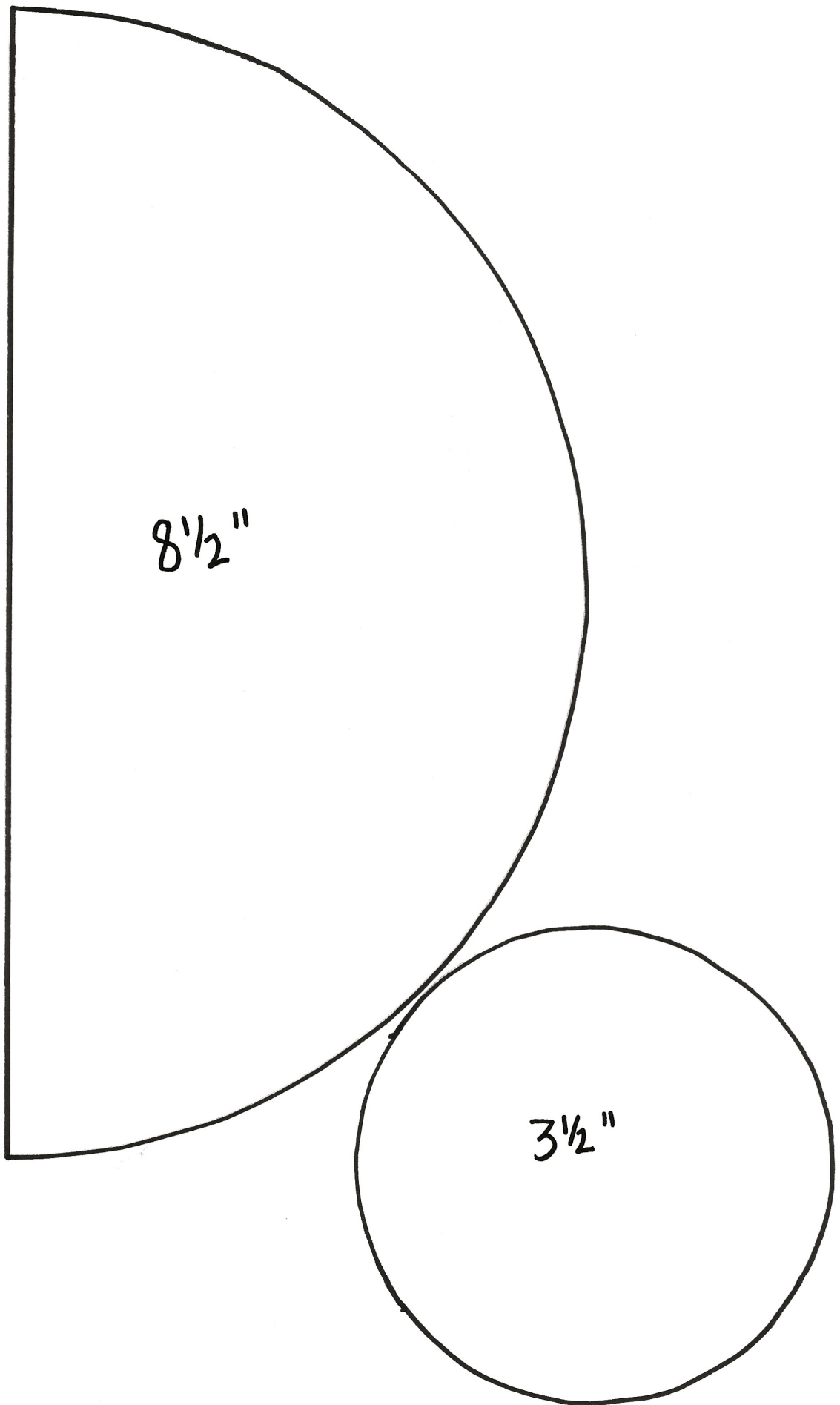
Center
Line →

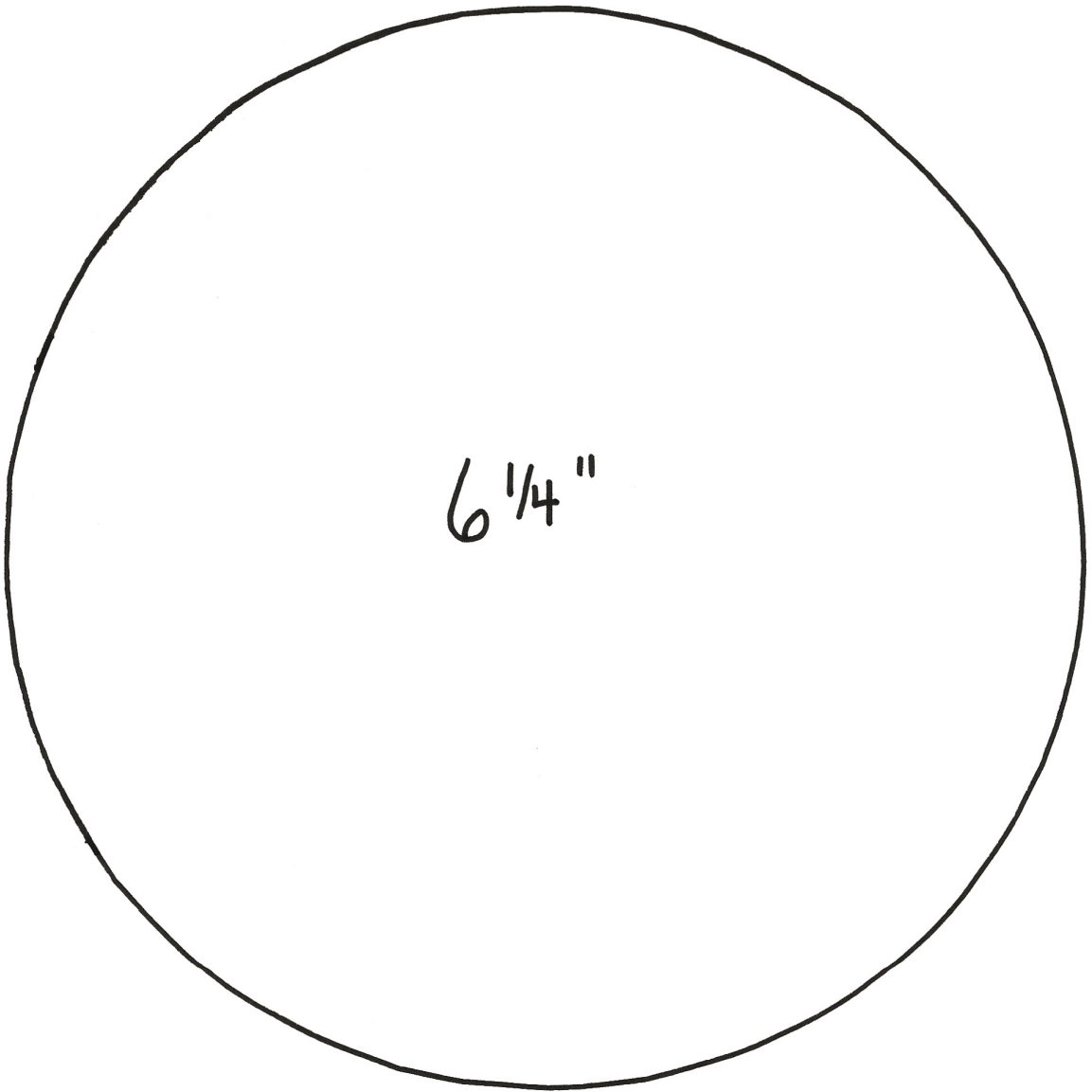
$9\frac{3}{4}''$

$2\frac{1}{2}''$



Center
Line →





6 1/4"

